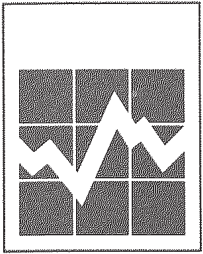


Statistics Canada (Canadian Centre for Health Information): Health Reports, Supplement No. 13, Vol. 2, No. 4, Life Tables, Canada and Provinces, 1985-1987; Ottawa, 1991, p. 16-19.



Catalogue 82-003S Quarterly

Canadian Centre
for Health Information

Health Reports

Supplement No. 13
1990 Volume 2 No. 4

**Life Tables, Canada
and Provinces
1985-1987**



Catalogue 82-003S Trimestriel

Centre canadien
d'information sur la santé

Rapports sur la santé

Supplément n° 13
1990 volume 2 n° 4

**Tables de mortalité
Canada et provinces
1985-1987**



CA
3490
2/ Suppl 13
ZB MED



Statistics
Canada

Statistique
Canada

Canada

LIFE TABLE 1985-1987 TABLE DE MORTALITE

CANADA

MALE / SEXE MASCULIN

AGE	L	D	P	Q	LL	T	E
0.....	100000	858	0.99142	0.00858	99253	7304280	73.04
1.....	99142	66	0.99933	0.00067	99105	7205027	72.67
2.....	99076	50	0.99950	0.00050	99048	7105922	71.72
3.....	99026	40	0.99959	0.00041	99008	7006874	70.76
4.....	98986	36	0.99964	0.00036	98968	6907866	69.79
5.....	98950	30	0.99970	0.00030	98935	6808898	68.81
6.....	98920	23	0.99976	0.00024	98909	6709963	67.83
7.....	98897	18	0.99982	0.00018	98888	6611055	66.85
8.....	98879	16	0.99984	0.00016	98871	6512167	65.86
9.....	98863	16	0.99984	0.00016	98855	6413296	64.87
10.....	98847	18	0.99982	0.00018	98838	6314441	63.88
11.....	98829	20	0.99979	0.00021	98819	6215602	62.89
12.....	98809	28	0.99972	0.00028	98795	6116783	61.91
13.....	98781	39	0.99961	0.00039	98762	6017989	60.92
14.....	98742	55	0.99944	0.00056	98715	5919227	59.95
15.....	98687	73	0.99926	0.00074	98651	5820512	58.98
16.....	98614	90	0.99909	0.00091	98569	5721861	58.02
17.....	98524	103	0.99895	0.00105	98473	5623291	57.08
18.....	98421	114	0.99885	0.00115	98364	5524819	56.13
19.....	98307	121	0.99876	0.00124	98246	5426455	55.20
20.....	98186	128	0.99870	0.00130	98122	5328208	54.27
21.....	98058	133	0.99865	0.00135	97991	5230087	53.34
22.....	97925	136	0.99862	0.00138	97857	5132095	52.41
23.....	97789	135	0.99861	0.00139	97722	5034238	51.48
24.....	97654	133	0.99864	0.00136	97587	4936517	50.55
25.....	97521	129	0.99868	0.00132	97457	4838929	49.62
26.....	97392	125	0.99871	0.00129	97330	4741472	48.68
27.....	97267	123	0.99873	0.00127	97205	4644143	47.75
28.....	97144	124	0.99873	0.00127	97082	4546937	46.81
29.....	97020	125	0.99872	0.00128	96958	4449856	45.87
30.....	96895	126	0.99870	0.00130	96832	4352898	44.92
31.....	96769	129	0.99867	0.00133	96705	4256066	43.98
32.....	96640	131	0.99864	0.00136	96575	4159361	43.04
33.....	96509	134	0.99861	0.00139	96442	4062786	42.10
34.....	96375	136	0.99859	0.00141	96307	3966344	41.16
35.....	96239	140	0.99855	0.00145	96169	3870038	40.21
36.....	96099	144	0.99850	0.00150	96027	3773868	39.27
37.....	95955	151	0.99842	0.00158	95879	3677841	38.33
38.....	95804	162	0.99831	0.00169	95723	3581962	37.39
39.....	95642	174	0.99818	0.00182	95555	3486239	36.45
40.....	95468	189	0.99803	0.00197	95374	3390684	35.52
41.....	95279	204	0.99785	0.00215	95177	3295311	34.59
42.....	95075	225	0.99764	0.00236	94962	3200134	33.66
43.....	94850	245	0.99741	0.00259	94727	3105171	32.74
44.....	94605	269	0.99716	0.00284	94470	3010444	31.82
45.....	94336	294	0.99688	0.00312	94189	2915974	30.91
46.....	94042	325	0.99655	0.00345	93880	2821785	30.01
47.....	93717	359	0.99616	0.00384	93538	2727905	29.11
48.....	93358	400	0.99571	0.00429	93158	2634367	28.22
49.....	92958	444	0.99522	0.00478	92736	2541210	27.34
50.....	92514	493	0.99468	0.00532	92267	2448474	26.47
51.....	92021	546	0.99406	0.00594	91748	2356207	25.61
52.....	91475	606	0.99338	0.00662	91172	2264459	24.75
53.....	90869	670	0.99262	0.00738	90534	2173287	23.92
54.....	90199	739	0.99181	0.00819	89829	2082753	23.09

LIFE TABLE 1985-1987 TABLE DE MORTALITE

CANADA

MALE / SEXE MASCULIN

AGE	L	D	P	Q	LL	T	E
55.....	89460	813	0.99092	0.00908	89054	1992924	22.28
56.....	88647	890	0.98995	0.01005	88202	1903870	21.48
57.....	87757	975	0.98889	0.01111	87269	1815668	20.69
58.....	86782	1062	0.98777	0.01223	86251	1728399	19.92
59.....	85720	1148	0.98660	0.01340	85146	1642148	19.16
60.....	84572	1242	0.98532	0.01468	83951	1557002	18.41
61.....	83330	1341	0.98391	0.01609	82660	1473051	17.68
62.....	81989	1451	0.98230	0.01770	81264	1390391	16.96
63.....	80538	1568	0.98053	0.01947	79754	1309127	16.25
64.....	78970	1689	0.97861	0.02139	78126	1229373	15.57
65.....	77281	1814	0.97653	0.02347	76374	1151247	14.90
66.....	75467	1942	0.97426	0.02574	74496	1074873	14.24
67.....	73525	2076	0.97176	0.02824	72487	1000377	13.61
68.....	71449	2208	0.96911	0.03089	70345	927890	12.99
69.....	69241	2333	0.96630	0.03370	68075	857546	12.38
70.....	66908	2457	0.96327	0.03673	65679	789471	11.80
71.....	64451	2582	0.95994	0.04006	63160	723791	11.23
72.....	61869	2708	0.95623	0.04377	60515	660632	10.68
73.....	59161	2828	0.95219	0.04781	57747	600117	10.14
74.....	56333	2936	0.94788	0.05212	54865	542370	9.63
75.....	53397	3033	0.94321	0.05679	51880	487505	9.13
76.....	50364	3116	0.93812	0.06188	48806	435625	8.65
77.....	47248	3187	0.93255	0.06745	45654	386819	8.19
78.....	44061	3236	0.92656	0.07344	42443	341165	7.74
79.....	40825	3258	0.92019	0.07981	39196	298722	7.32
80.....	37567	3255	0.91335	0.08665	35939	259526	6.91
81.....	34312	3228	0.90593	0.09407	32698	223587	6.52
82.....	31084	3177	0.89781	0.10219	29496	190889	6.14
83.....	27907	3096	0.88906	0.11094	26359	161394	5.78
84.....	24811	2983	0.87977	0.12023	23320	135035	5.44
85.....	21828	2841	0.86982	0.13018	20407	111715	5.12
86.....	18987	2676	0.85910	0.14090	17649	91308	4.81
87.....	16311	2487	0.84751	0.15249	15068	73659	4.52
88.....	13824	2279	0.83512	0.16488	12684	58591	4.24
89.....	11545	2055	0.82199	0.17801	10517	45907	3.98
90.....	9490	1822	0.80803	0.19197	8579	35389	3.73
91.....	7668	1586	0.79312	0.20688	6875	26811	3.50
92.....	6082	1356	0.77716	0.22284	5404	19936	3.28
93.....	4726	1091	0.76915	0.23085	4181	14532	3.07
94.....	3635	839	0.76916	0.23084	3216	10351	2.85
95.....	2796	661	0.76369	0.23631	2466	7195	2.55
96.....	2135	556	0.73923	0.26077	1857	4670	2.19
97.....	1579	502	0.68226	0.31774	1328	2813	1.78
98.....	1077	460	0.57249	0.42751	847	1485	1.38
99.....	617	359	0.41890	0.58110	437	638	1.04
100.....	258	193	0.25198	0.74802	162	201	0.78
101.....	65	58	0.10219	0.89781	36	39	0.60
102.....	7	7	0.00000	1.00000	3	3	0.50

LIFE TABLE 1985-1987 TABLE DE MORTALITE

CANADA

FEMALE / SEXE FEMININ

AGE	L	D	P	Q	LL	T	E
0.....	100000	678	0.99322	0.00678	99415	7572923	79.73
1.....	99322	62	0.99938	0.00062	99286	7873508	79.27
2.....	99260	41	0.99959	0.00041	99235	7774222	78.32
3.....	99219	30	0.99970	0.00030	99204	7674987	77.35
4.....	99189	25	0.99974	0.00026	99175	7575783	76.38
5.....	99164	22	0.99978	0.00022	99153	7476608	75.40
6.....	99142	18	0.99982	0.00018	99133	7377455	74.41
7.....	99124	16	0.99984	0.00016	99116	7278323	73.43
8.....	99108	14	0.99986	0.00014	99101	7179207	72.44
9.....	99094	13	0.99986	0.00014	99087	7080106	71.45
10.....	99081	15	0.99986	0.00014	99073	6981018	70.46
11.....	99066	15	0.99985	0.00015	99059	6881945	69.47
12.....	99051	17	0.99982	0.00018	99043	6782886	68.48
13.....	99034	21	0.99979	0.00021	99023	6683844	67.49
14.....	99013	27	0.99973	0.00027	98999	6584820	66.50
15.....	98986	32	0.99968	0.00032	98970	6485821	65.52
16.....	98954	37	0.99962	0.00038	98935	6386851	64.54
17.....	98917	41	0.99959	0.00041	98897	6287915	63.57
18.....	98876	42	0.99958	0.00042	98855	6189019	62.59
19.....	98834	42	0.99958	0.00042	98813	6090164	61.62
20.....	98792	41	0.99958	0.00042	98772	5991350	60.65
21.....	98751	40	0.99959	0.00041	98731	5892579	59.67
22.....	98711	40	0.99959	0.00041	98691	5793848	58.70
23.....	98671	41	0.99959	0.00041	98650	5695157	57.72
24.....	98630	40	0.99959	0.00041	98610	5596507	56.74
25.....	98590	41	0.99959	0.00041	98569	5497897	55.77
26.....	98549	42	0.99958	0.00042	98528	5399328	54.79
27.....	98507	43	0.99956	0.00044	98486	5300800	53.81
28.....	98464	45	0.99954	0.00046	98442	5202314	52.83
29.....	98419	47	0.99952	0.00048	98395	5103872	51.86
30.....	98372	50	0.99949	0.00051	98347	5005477	50.88
31.....	98322	54	0.99946	0.00054	98295	4907130	49.91
32.....	98268	57	0.99942	0.00058	98240	4808835	48.94
33.....	98211	60	0.99939	0.00061	98181	4710596	47.96
34.....	98151	64	0.99935	0.00065	98119	4612414	46.99
35.....	98087	67	0.99931	0.00069	98053	4514295	46.02
36.....	98020	73	0.99926	0.00074	97983	4416242	45.05
37.....	97947	80	0.99919	0.00081	97907	4318259	44.09
38.....	97867	88	0.99910	0.00090	97823	4220352	43.12
39.....	97779	98	0.99900	0.00100	97730	4122528	42.16
40.....	97681	109	0.99888	0.00112	97626	4024798	41.20
41.....	97572	123	0.99875	0.00125	97510	3927172	40.25
42.....	97449	136	0.99860	0.00140	97381	3829661	39.30
43.....	97313	151	0.99845	0.00155	97238	3732280	38.35
44.....	97162	167	0.99828	0.00172	97079	3635042	37.41
45.....	96995	184	0.99810	0.00190	96903	3537963	36.48
46.....	96811	203	0.99790	0.00210	96710	3441060	35.54
47.....	96608	224	0.99768	0.00232	96496	3344350	34.62
48.....	96384	248	0.99743	0.00257	96260	3247854	33.70
49.....	96136	272	0.99717	0.00283	96000	3151594	32.78
50.....	95864	299	0.99688	0.00312	95715	3055594	31.87
51.....	95565	327	0.99657	0.00343	95401	2959880	30.97
52.....	95238	359	0.99624	0.00376	95059	2864478	30.08
53.....	94879	389	0.99589	0.00411	94684	2769420	29.19
54.....	94490	423	0.99553	0.00447	94278	2674735	28.31

LIFE TABLE 1985-1987 TABLE DE MORTALITE

CANADA

FEMALE / SEXE FEMININ

AGE	L	D	P	Q	LL	T	E
55.....	94067	458	0.99513	0.00487	93838	2580457	27.43
56.....	93609	496	0.99470	0.00530	93361	2486619	26.56
57.....	93113	539	0.99421	0.00579	92843	2393258	25.70
58.....	92574	586	0.99368	0.00632	92281	2300414	24.85
59.....	91988	634	0.99311	0.00689	91671	2208133	24.00
60.....	91354	686	0.99249	0.00751	91011	2116462	23.17
61.....	90668	744	0.99179	0.00821	90296	2025450	22.34
62.....	89924	809	0.99101	0.00899	89519	1935155	21.52
63.....	89115	877	0.99015	0.00985	88676	1845635	20.71
64.....	88238	950	0.98924	0.01076	87763	1756959	19.91
65.....	87288	1026	0.98824	0.01176	86775	1669196	19.12
66.....	86262	1111	0.98712	0.01288	85706	1582421	18.34
67.....	85151	1206	0.98583	0.01417	84548	1496714	17.58
68.....	83945	1306	0.98444	0.01556	83292	1412167	16.82
69.....	82639	1408	0.98297	0.01703	81935	1328875	16.08
70.....	81231	1516	0.98133	0.01867	80473	1246940	15.35
71.....	79715	1638	0.97945	0.02055	78896	1166467	14.63
72.....	78077	1777	0.97725	0.02275	77189	1087572	13.93
73.....	76300	1924	0.97478	0.02522	75338	1010383	13.24
74.....	74376	2074	0.97211	0.02789	73399	935045	12.57
75.....	72302	2232	0.96913	0.03087	71186	861705	11.92
76.....	70070	2398	0.96577	0.03423	68871	790519	11.28
77.....	67672	2576	0.96193	0.03807	66384	721649	10.66
78.....	65096	2751	0.95774	0.04226	63720	655265	10.07
79.....	62345	2916	0.95324	0.04676	60887	591545	9.49
80.....	59429	3074	0.94827	0.05173	57892	530658	8.93
81.....	56355	3232	0.94265	0.05735	54739	472766	8.39
82.....	53123	3388	0.93623	0.06377	51429	418027	7.87
83.....	49735	3526	0.92910	0.07090	47972	366598	7.37
84.....	46209	3633	0.92139	0.07861	44393	318627	6.90
85.....	42576	3707	0.91292	0.08708	40723	274234	6.44
86.....	38869	3750	0.90353	0.09647	36994	233512	6.01
87.....	35119	3756	0.89304	0.10696	33241	196518	5.60
88.....	31363	3715	0.88157	0.11843	29506	163277	5.21
89.....	27648	3615	0.86923	0.13077	25841	133771	4.84
90.....	24033	3464	0.85585	0.14415	22301	107930	4.49
91.....	20569	3265	0.84126	0.15874	18936	85630	4.16
92.....	17304	3023	0.82530	0.17470	15792	66694	3.85
93.....	14281	2607	0.81747	0.18253	12977	50901	3.56
94.....	11674	2126	0.81789	0.18211	10611	37924	3.25
95.....	9548	1792	0.81229	0.18771	8652	27313	2.86
96.....	7756	1657	0.78639	0.21361	6927	18661	2.41
97.....	6099	1672	0.72591	0.27409	5269	11734	1.92
98.....	4427	1730	0.60921	0.39079	3562	6471	1.46
99.....	2697	1495	0.44581	0.55419	1950	2909	1.08
100.....	1202	880	0.26817	0.73183	762	959	0.80
101.....	322	287	0.10875	0.89125	179	196	0.61
102.....	35	35	0.00000	1.00000	18	18	0.50